




5R LHF Arm, RHF Wedge, Manual Recliner / 7R RHF Wedge, Manual Recliner / 3R RHF Arm, Manual Recliner



OPTIONS



LED Lights & Cupholders
Provides a gentle glow for safe movement and finding your beverage in the dark.



Wireless Bass Shaker
Feel the sound with an acclaimed low-frequency audio transducer.



Grommets Only
For use with tray tables, wine holder, LED flex light, tablet holder.



Tray Table & Grommets
Keep it handy on the removable tray table.

OPTIONS AT NO COST



Cupholders
Choice of Stainless Steel or Antique.



Foot Option
Choice of Stainless Steel or Espresso.

ACCESSORIES (SOLD & SHIPPED SEPARATELY)



BATTERY PACK
49001-BP-000A00

Compatible with all power pieces (one per piece)



BATTERY Y-CABLE
49001-YC-000A00



TABLET HOLDER
49001-IP-000A00

Compatible with all pieces that have been ordered with a table



EXTRA TRAY TABLE
49001-TT-000A00 BLACK
49001-MT-000A00 METAL

Compatible with all pieces that have been ordered with a table



LED FLEX LIGHT
49001-FL-000A00



WINE GLASS HOLDER
49001-WH-000A00

STYLE FEATURES



In-arm Storage
Store your table, tablet or remote when not in use.

BATTERY PACKS are not recommended for use with LED / USB options.

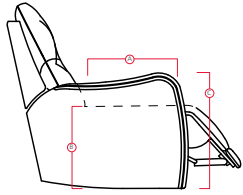
41402 MEDIA

Printed in Canada 11/16

PALLISER®
My Home, My Style, My Way™

41402 MEDIA

DIMENSIONS SHOWN AS WIDTH X DEPTH X HEIGHT.
SPECIFICATIONS ARE CORRECT AT TIME OF PRINTING AND ARE SUBJECT TO CHANGE WITHOUT NOTICE.
LHF – LEFT HAND FACING RHF – RIGHT HAND FACING IA – INSIDE ARM TO INSIDE ARM



- A Seat Depth 23" / 58cm
- B Seat Height 21" / 53cm
- C Arm Height 25" / 64cm

Features

- > In-arm storage

Options

- > LED Lights & Cupholders
- > Wireless Bass Shaker
- > Grommets for use with accessories
- > Tray Table & Grommets
- > Stainless Steel or Antique Cupholders
- > Stainless Steel or Espresso Foot Options

- > Chaise styling
- > Hardwood, softwood and engineered wood products; all joints pinned & glued for uniformity & strength
- > Back: premium elastic webbing
- > Seat: 8 gauge sinuous wire springs
- > Seat fill: 1.8 lb high resilience foam
- > Back fill: blown fibre back cushions
- > D-pull for manual operation of armless SKUs
- > Toggle switch for power operation
- > LED cupholder switch for power operation



1R Manual Recliner
1E Power Recliner
40 x 41 x 42"
102 x 104 x 107cm
IA: 25" / 64cm



2R LHF Arm, Manual Recliner
2E LHF Arm, Power Recliner
33 x 41 x 42"
84 x 104 x 107cm



3R RHF Arm, Manual Recliner
3E RHF Arm, Power Recliner
33 x 41 x 42"
84 x 104 x 107cm



4R Armless Loveseat, Manual Recliner
4E Armless Loveseat, Power Recliner
51 x 41 x 42"
130 x 104 x 107cm



5R LHF Arm, RHF Wedge, Manual Recliner
5E LHF Arm, RHF Wedge, Power Recliner
48 x 41 x 42"
122 x 104 x 107cm
IA: 25" / 64cm



6R RHF Arm, LHF Wedge, Manual Recliner
6E RHF Arm, LHF Wedge, Power Recliner
48 x 41 x 42"
122 x 104 x 107cm
IA: 25" / 64cm



7R RHF Wedge, Manual Recliner
7E RHF Wedge, Power Recliner
40 x 41 x 42"
102 x 104 x 107cm



8R Armless Manual Recliner
8E Armless Power Recliner
25 x 41 x 42"
64 x 104 x 107cm

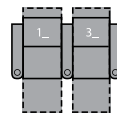


9R LHF Wedge, Manual Recliner
9E LHF Wedge, Power Recliner
40 x 41 x 42"
102 x 104 x 107cm

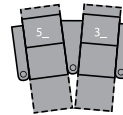
Accessories

- > Battery pack
- > Battery Y-Cable
- > Tablet holder
- > Extra Tray Table
- > LED Flex Light
- > Wine Glass Holder

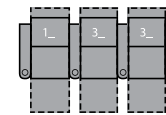
BATTERY PACKS are not recommended for use with LED / USB options



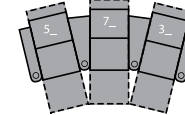
2 Seats Straight
73 x 65" / 185 x 165cm



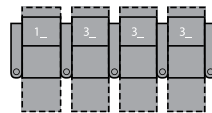
2 Seats Curved
80 x 67" / 203 x 170cm



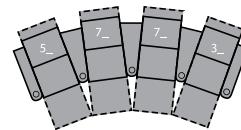
3 Seats Straight
106 x 65" / 269 x 165cm



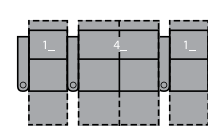
3 Seats Curved
120 x 70" / 305 x 178cm



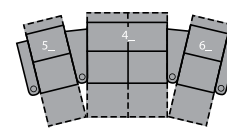
4 Seats Straight
138 x 65" / 351 x 165cm



4 Seats Curved
157 x 76" / 399 x 193cm



4 Seats Straight
131 x 65" / 333 x 165cm



4 Seats Curved
145 x 70" / 368 x 178cm

For more information, go to palliser.com

Configurations measured in full recline